Multiple District 355

As of October 2026 Cumulative

Year	New Clubs	Dropped Clubs	Gain/ Loss Clubs	New Members	Charter Members	Reinstate Members	Transfer Members	Total Member Added	Total Members Dropped	Gain/ Loss Members
2022-2023	5	13	-8	3,587	196	133	68	3,984	4,301	-317
2023-2024	11	3	8	3,348	376	141	56	3,921	4,219	-298
2024-2025	15	14	1	2,908	390	224	69	3,591	4,384	-793
2025-2026	16	12	4	2,900	415	449	137	3,901	4,587	-686
2026-2027	3	1	2	1,442	79	74	40	1,635	808	827
Average	**10**	**9**	**1**	**2,837**	**291**	**204**	**74**	**3,406**	**3,660**	**-253**

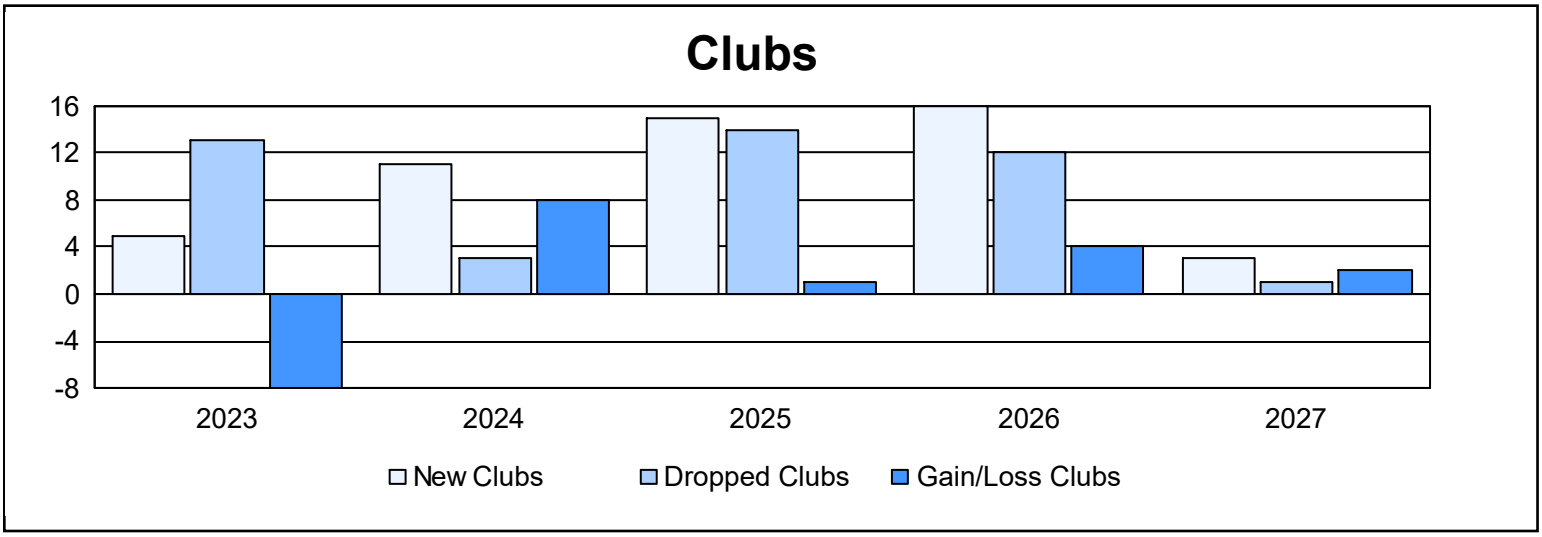

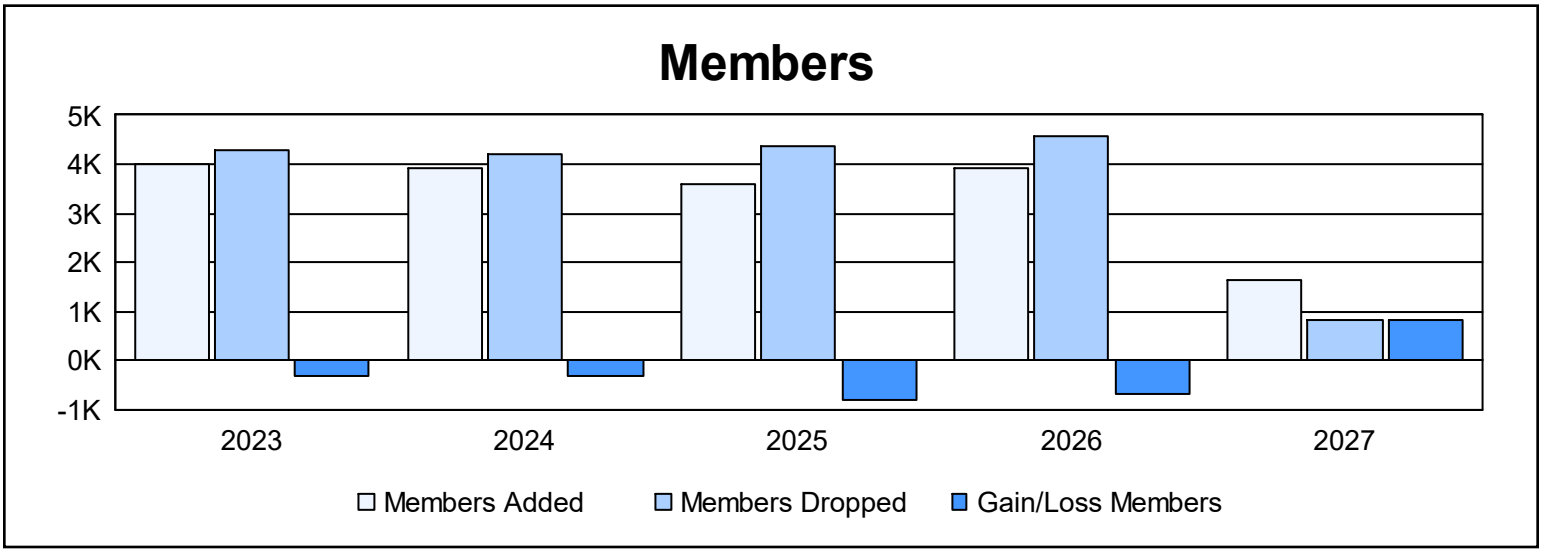

Membership Composition

October 2026 Cumulative

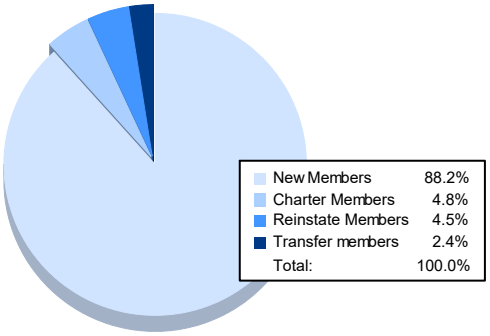

New Members	88.2%
Charter Members	4.8%
Reinstate Members	4.5%
Transfer members	2.4%
Total:	100.0%

Gender Composition

October 2026 Cumulative

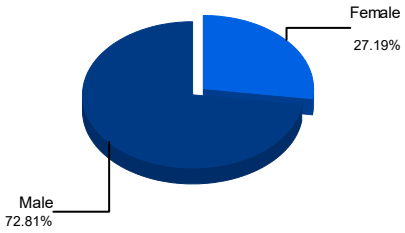

Female	27.19%
Male	72.81%
PreferNotToAnswer	0.00%
NonBinary	0.00%
Total:	100.00%